








Embroidery designs by Vushkan Oksana



Robison-Anton Rayon		
1		applique
2		2325
3		2528
4		2293
5		2321

Please read the following instructions carefully.



1. The use of non-woven, tight-knit fabric is recommended.
2. To ensure the best quality sewout, the use of a cutaway stabilizer backing is recommended.
3. The overall contrast of the design may be modified by using threads of different weights.



WWW.NEEDLEWORK.RU



Embroidery designs by Vushkan Oksana

Robison-Anton Rayon		
1		2588
2		2244



Please read the following instructions carefully.




1. The use of non-woven, tight-knit fabric is recommended.
2. To ensure the best quality sewout, the use of a cutaway stabilizer backing is recommended.
3. The overall contrast of the design may be modified by using threads of different weights.





Embroidery designs by Vushkan Oksana



Robison-Anton Rayon		
1		2382
2		2588
3		2244

Please read the following instructions carefully.

1. The use of non-woven, tight-knit fabric is recommended.
2. To ensure the best quality sewout, the use of a cutaway stabilizer backing is recommended.
3. The overall contrast of the design may be modified by using threads of different weights.



WWW.NEEDLEWORK.RU